

Scaled data based on original data using
LM-79-08 Approved Method: Electrical and Photometric Measurements of Solid-
State Lighting Products

Test Report Prepared for
Cooper Lighting Solutions
(formerly Eaton)

Brand: INVUE

Report Number: P401646

Luminaire Tested: **ENT-SA1E-730-U-T4W**

Issue Date: 5/20/2020

Test Information

Test Method: LM-79-08
Report Number: P401646
TEST IS SCALED FROM IESNA LM-79-08 TEST DATA (G1-2004-754-17)
Test Lab: INNOVATION CENTER
Issue Date: 5/20/2020
Manufacturer: COOPER LIGHTING SOLUTIONS (FORMERLY EATON)
Product Line: INVUE
Catalog Number: ENT-SA1E-730-U-T4W
Description: ENTRI LED LUMINAIRE
(1) 70 CRI, 3000K, 1050mA LIGHTSQUARE WITH 16 LEDS AND TYPE IV WIDE OPTICS
Light Source: -
Ballast/Driver: ELECTRONIC DRIVER

Summary

Lumens per Lamp: N/A
Luminaire Lumens: 6406 lumens
Efficiency: N/A
Efficacy: 112.0 lumens/watt
Luminous Opening: Rectangular (W 0.5' x L: 0.5' x H: 0')
IES Classification: Type IV - Short - Semi-Cutoff
BUG Rating: B1 - U0 - G2

Input Watts (W): 57.2
Input Voltage (V): NR
Input Current (Ain): NR
Voltage Rise (V): NR
Power Factor: NR
Total Harmonic Distortion (THDi): NR
Frequency (hertz): 60
Stabilization Time: NR
Operation Time: NR
Ambient Temperature (°C): NR
Test Distance: 25 FT

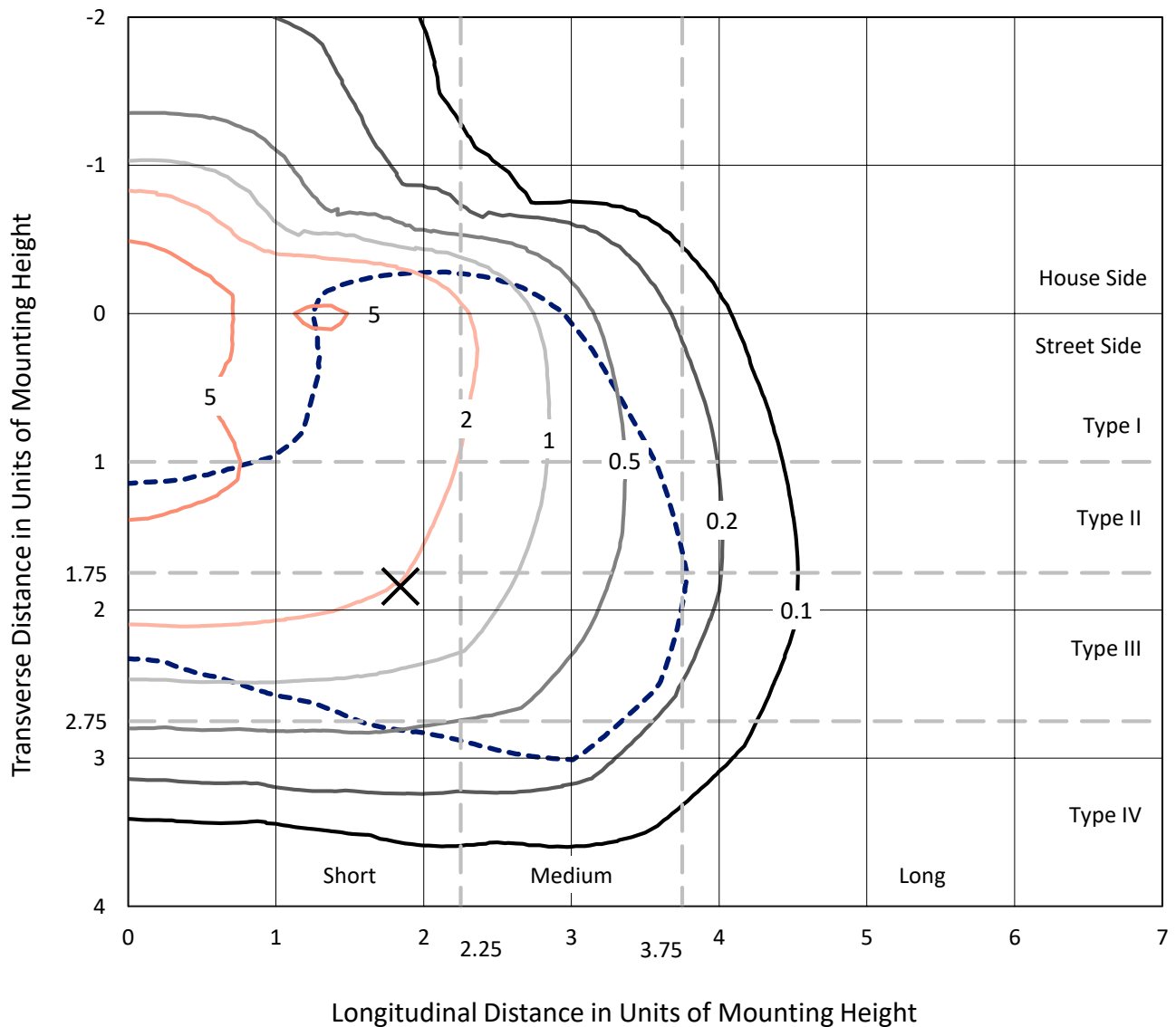


REPORT NUMBER: P401646

CATALOG NUMBER: ENT-SA1E-730-U-T4W

Iso-Footcandle Lines of Horizontal Illumination

✕ Max cd
 - - - 1/2 Max cd

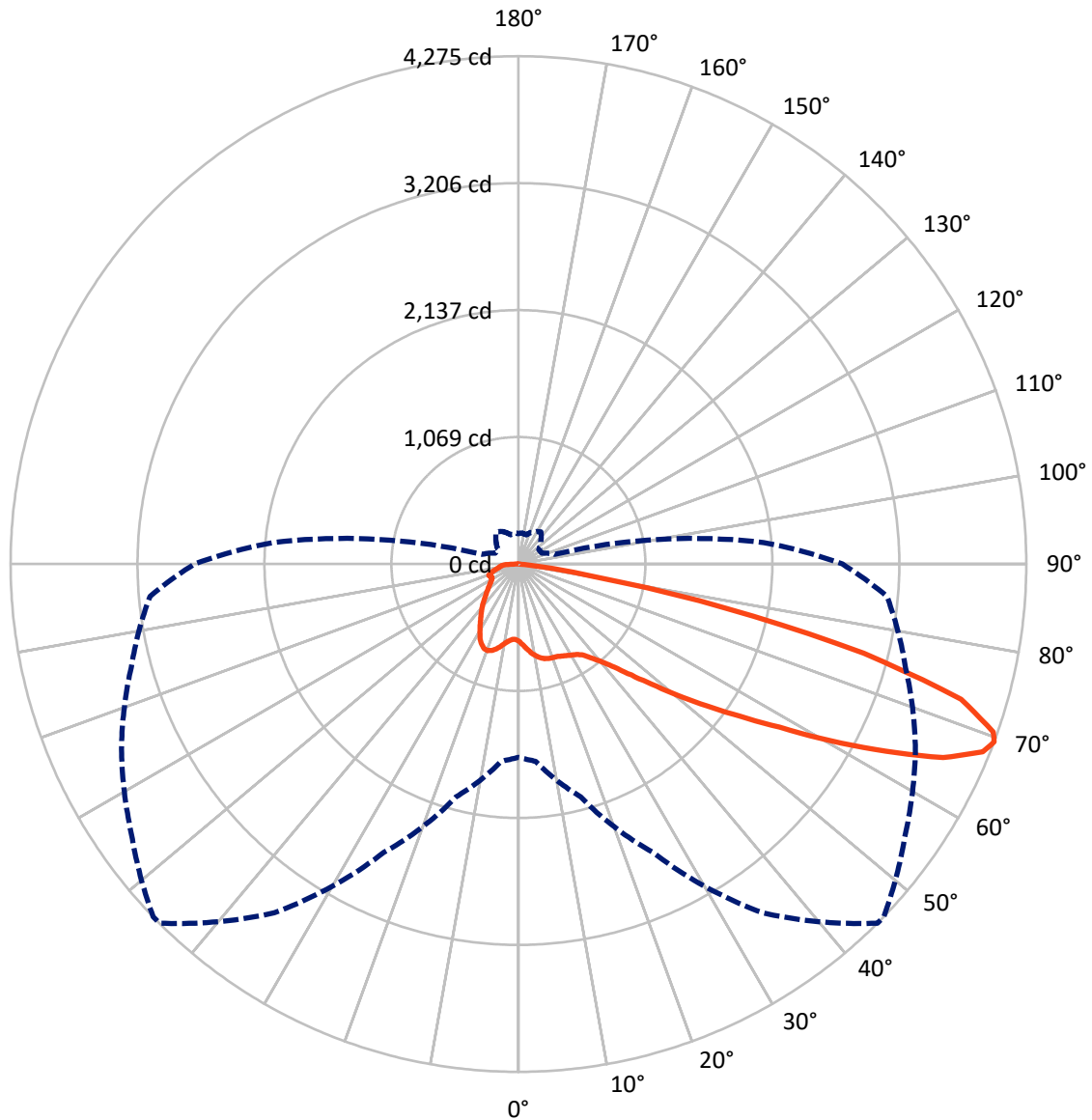


Based on 10 foot mounting height. Maximum calculated value = 8 fc
 Type IV - Short - Semi-Cutoff

REPORT NUMBER: P401646

CATALOG NUMBER: ENT-SA1E-730-U-T4W

Luminous Intensity Polar Plot



— Vertical Plane Through 45-Deg Lateral - - - Horizontal Cone Through 69-Deg Vertical

REPORT NUMBER: P401646

CATALOG NUMBER: ENT-SA1E-730-U-T4W

FLUX DISTRIBUTION:

		Downward	Upward	Total
House Side	Lumens	1508.2	0.0	1508.2
	% Fixture	23.5	0.0	23.5
Street Side	Lumens	4897.8	0.0	4897.8
	% Fixture	76.5	0.0	76.5
Total	Lumens	6406.0	0.0	6406.0
	% Fixture	100.0	0.0	100.0

Coefficient of Utilization

ZONAL LUMENS:

Zone	Lumens	% Fixture
0°-10°	66.2	1.0
10°-20°	219.6	3.4
20°-30°	371.0	5.8
30°-40°	536.8	8.4
40°-50°	810.5	12.7
50°-60°	1366.6	21.3
60°-70°	1880.1	29.3
70°-80°	1041.9	16.3
80°-90°	113.4	1.8
90°-100°	0.0	0.0
100°-110°	0.0	0.0
110°-120°	0.0	0.0
120°-130°	0.0	0.0
130°-140°	0.0	0.0
140°-150°	0.0	0.0
150°-160°	0.0	0.0
160°-170°	0.0	0.0
170°-180°	0.0	0.0
0°-90°	6406.0	100.0
0°-180°	6406.0	100.0



REPORT NUMBER: P401646

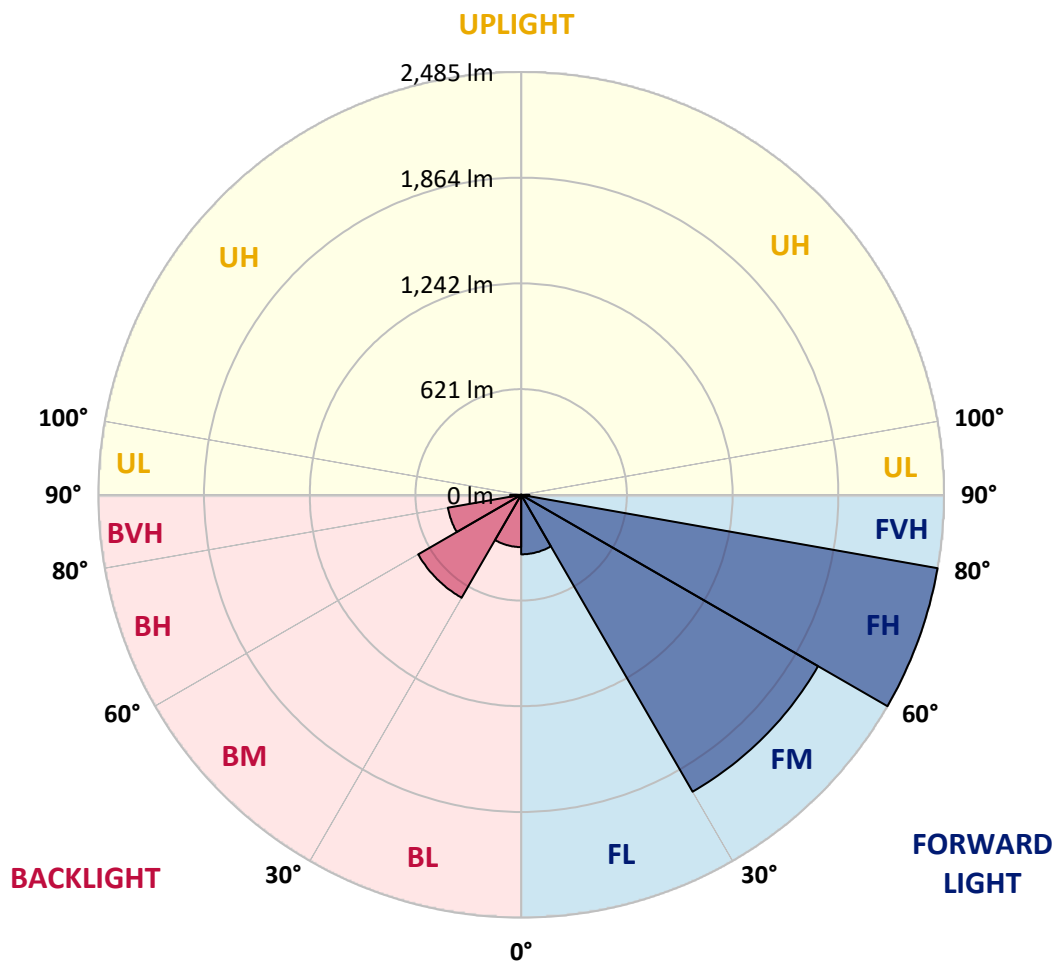
CATALOG NUMBER: ENT-SA1E-730-U-T4W

LUMINAIRE CLASSIFICATION SYSTEM LUMEN TABLE AND BUG RATING:

Zone		Lumens	% Fixture	Zone Rating/Lumen Limit		
				B	U	G
FL	(0°-30°)	349.6	5.5			
FM	(30°-60°)	2014.8	31.5			
FH	(60°-80°)	2484.8	38.8			G2/5000
FVH	(80°-90°)	48.6	0.8			G1/100
BL	(0°-30°)	307.1	4.8	B1/500		
BM	(30°-60°)	699.1	10.9	B1/1000		
BH	(60°-80°)	437.1	6.8	B1/500		G1/500
BVH	(80°-90°)	64.9	1.0			G1/100
UL	(90°-100°)	0.0	0.0		U0/0	
UH	(100°-180°)	0.0	0.0		U0/0	

BUG Rating: B1-U0-G2

Type IV Short





REPORT NUMBER: P401646

CATALOG NUMBER: ENT-SA1E-730-U-T4W

CANDELA DISTRIBUTION (FULL):

	0°	5°	15°	25°	35°	45°	46°	55°	65°	75°	85°
0°	650.2	650.2	650.2	650.2	650.2	650.2	650.2	650.2	650.2	650.2	650.2
2.5°	691.2	690.3	691.2	687.6	683.9	678.5	676.6	670.3	665.7	659.3	653.9
5°	742.2	744.9	744.0	739.5	724.9	714.0	714.0	700.3	685.7	672.1	659.3
7.5°	797.8	797.8	792.3	783.2	768.6	752.2	750.4	732.2	711.2	692.1	672.1
10°	837.8	839.6	831.4	818.7	800.5	783.2	781.4	760.4	740.4	715.8	691.2
12.5°	866.1	866.1	858.8	846.9	825.1	808.7	806.9	787.7	766.8	741.3	713.1
15°	880.6	878.8	872.4	859.7	840.6	826.9	824.2	807.8	790.5	765.0	734.9
17.5°	877.9	877.9	872.4	859.7	846.0	835.1	833.3	821.4	808.7	784.1	754.0
20°	866.1	865.1	863.3	853.3	844.2	839.6	837.8	832.4	824.2	803.2	775.0
22.5°	855.1	854.2	851.5	845.1	841.5	844.2	844.2	843.3	842.4	826.0	798.7
25°	861.5	860.6	855.1	846.0	845.1	857.9	858.8	861.5	863.3	849.7	821.4
27.5°	906.1	903.4	887.9	864.2	856.0	872.4	874.3	882.4	880.6	866.1	841.5
30°	993.5	994.5	959.9	908.9	881.5	888.8	889.7	898.8	896.1	884.3	864.2
32.5°	1125.6	1125.6	1069.1	991.7	922.5	907.9	905.2	913.4	924.3	908.9	888.8
35°	1293.2	1288.6	1220.3	1101.0	992.6	940.7	938.9	935.3	954.4	939.8	910.7
37.5°	1461.6	1445.2	1378.8	1247.6	1091.0	1004.5	997.2	986.3	997.2	966.2	940.7
40°	1597.3	1594.6	1540.0	1407.0	1207.6	1081.9	1076.4	1028.2	1035.4	1010.9	1000.8
42.5°	1746.7	1748.5	1712.1	1578.2	1346.9	1186.6	1172.0	1097.4	1118.3	1109.2	1104.7
45°	1910.6	1908.8	1881.5	1741.2	1517.2	1332.3	1314.1	1222.1	1264.9	1259.5	1285.0
47.5°	2036.3	2046.3	2030.8	1931.5	1719.4	1509.0	1495.3	1383.3	1448.0	1491.7	1540.0
50°	2207.5	2206.6	2164.7	2123.7	1954.3	1734.8	1721.2	1596.4	1689.3	1753.1	1841.4
52.5°	2419.7	2412.4	2325.9	2311.3	2240.3	1981.6	1969.8	1839.6	1972.5	2028.1	2207.5
55°	2552.6	2551.7	2507.1	2532.6	2534.4	2256.7	2242.1	2126.4	2276.7	2340.4	2611.8
57.5°	2663.7	2664.6	2702.0	2791.2	2851.3	2590.9	2585.4	2444.3	2596.3	2685.6	3006.1
60°	2749.3	2767.5	2872.3	3076.3	3176.4	3017.1	2993.4	2844.0	2946.0	2981.6	3307.6
62.5°	2714.7	2738.4	2944.2	3244.7	3502.5	3468.8	3460.6	3244.7	3243.8	3225.6	3532.5
65°	2441.5	2492.5	2816.7	3238.4	3717.4	3927.8	3915.9	3622.7	3520.7	3429.6	3599.9
67.5°	1998.0	2009.0	2399.6	2990.7	3715.6	4216.4	4203.7	3897.7	3692.8	3469.7	3402.3
69°	1626.5	1666.5	2028.1	2677.4	3584.4	4274.7	4274.7	3974.2	3686.4	3374.1	3112.7
70°	1407.0	1408.8	1757.6	2427.9	3405.9	4240.1	4248.3	3974.2	3634.5	3249.3	2855.9
72.5°	659.3	700.3	920.7	1584.6	2751.2	3897.7	3917.7	3711.9	3333.1	2799.4	2142.8
75°	197.6	204.9	306.9	751.3	1576.4	3002.5	3047.1	3088.1	2714.7	2060.9	1319.6
77.5°	117.5	116.6	148.4	255.0	729.5	1780.4	1800.4	1975.3	1761.3	1145.6	599.2
80°	57.4	59.2	79.2	123.9	273.2	646.6	711.2	923.4	780.5	448.1	219.5
82.5°	19.1	20.9	32.8	50.1	115.7	208.5	230.4	289.6	249.5	163.0	93.8
85°	0.0	0.0	0.9	1.8	6.4	15.5	15.5	34.6	51.9	57.4	31.0
87.5°	0.0	0.0	0.9	0.9	1.8	1.8	1.8	1.8	1.8	1.8	2.7
90°	0.0	0.0	0.0	0.0	0.0	0.0	0.0	0.0	0.0	0.0	0.0



REPORT NUMBER: P401646

CATALOG NUMBER: ENT-SA1E-730-U-T4W

CANDELA DISTRIBUTION (continued):

	90°	95°	105°	115°	125°	135°	145°	155°	165°	175°	180°
0°	650.2	650.2	650.2	650.2	650.2	650.2	650.2	650.2	650.2	650.2	650.2
2.5°	651.1	649.3	645.7	642.0	640.2	635.7	636.6	634.7	633.8	633.8	634.7
5°	653.0	650.2	644.8	641.1	637.5	635.7	640.2	642.0	643.8	643.8	644.8
7.5°	663.9	658.4	652.0	647.5	648.4	651.1	658.4	663.9	666.6	668.4	670.3
10°	682.1	675.7	666.6	665.7	667.5	674.8	684.8	693.0	700.3	704.9	704.9
12.5°	701.2	693.0	685.7	687.6	695.8	706.7	716.7	725.8	732.2	736.7	737.6
15°	722.2	714.0	706.7	711.2	724.9	737.6	746.8	750.4	753.1	757.7	758.6
17.5°	741.3	734.0	727.6	739.5	751.3	761.3	764.1	762.2	758.6	761.3	763.1
20°	761.3	755.0	751.3	764.1	772.3	773.2	765.9	757.7	748.6	748.6	749.5
22.5°	785.9	777.7	775.9	782.3	779.5	768.6	750.4	737.6	724.9	723.1	725.8
25°	809.6	801.4	800.5	795.9	772.3	744.0	719.4	704.9	694.8	695.8	701.2
27.5°	833.3	827.8	828.7	804.1	751.3	708.5	675.7	663.9	666.6	668.4	673.9
30°	856.9	856.9	860.6	804.1	722.2	658.4	627.5	626.5	633.8	639.3	645.7
32.5°	884.3	892.5	886.1	794.1	683.0	607.4	582.8	584.7	592.9	602.0	607.4
35°	910.7	929.8	911.6	771.3	629.3	561.0	540.9	538.2	544.6	552.8	555.5
37.5°	952.6	983.5	933.4	735.8	573.7	520.0	500.0	492.7	486.3	492.7	491.8
40°	1025.4	1062.8	949.8	676.6	520.0	481.7	460.8	447.1	431.7	418.0	418.0
42.5°	1142.0	1166.6	958.9	604.7	466.3	443.5	422.6	402.5	378.8	354.3	354.3
45°	1332.3	1337.8	962.6	528.2	417.1	405.3	383.4	364.3	333.3	308.7	303.3
47.5°	1586.4	1562.7	971.7	454.4	374.3	371.6	353.3	331.5	297.8	275.0	272.3
50°	1927.9	1825.9	1011.8	395.2	339.7	342.4	328.8	303.3	271.4	255.0	251.3
52.5°	2312.2	2158.3	1042.7	347.9	309.6	317.8	307.8	283.2	255.9	242.2	239.5
55°	2732.0	2478.0	1035.4	316.0	286.9	296.0	292.3	271.4	246.8	235.0	232.2
57.5°	3074.4	2702.9	971.7	287.8	264.1	276.8	280.5	264.1	241.3	230.4	227.7
60°	3331.3	2825.8	840.6	264.1	245.9	261.4	271.4	259.5	240.4	234.0	231.3
62.5°	3447.8	2814.9	670.3	245.9	232.2	250.4	272.3	266.8	254.1	258.6	259.5
65°	3382.3	2677.4	502.7	232.2	224.0	252.3	287.8	287.8	268.6	276.8	277.8
67.5°	3046.2	2317.7	366.1	222.2	215.8	261.4	316.9	298.7	262.3	268.6	265.9
69°	2726.6	2073.6	314.2	216.7	209.5	265.9	329.7	300.5	255.0	262.3	255.0
70°	2491.6	1853.2	282.3	212.2	206.7	265.9	333.3	298.7	251.3	256.8	248.6
72.5°	1773.1	1286.8	232.2	203.1	196.7	245.9	326.9	288.7	241.3	235.0	219.5
75°	1030.9	711.2	197.6	193.1	173.9	215.8	310.5	277.8	231.3	219.5	208.5
77.5°	432.6	317.8	168.5	175.8	153.9	192.2	290.5	266.8	219.5	203.1	197.6
80°	175.8	158.5	140.2	152.1	133.9	169.4	267.7	248.6	202.2	185.8	177.6
82.5°	92.0	87.4	107.5	122.9	111.1	155.7	252.3	235.9	187.6	171.2	161.2
85°	27.3	36.4	61.0	83.8	84.7	140.2	245.0	218.6	163.0	141.2	139.3
87.5°	1.8	7.3	20.9	43.7	55.6	107.5	198.5	179.4	132.0	111.1	112.0
90°	0.0	0.0	0.0	0.0	0.0	0.0	0.0	0.0	0.0	0.0	0.0

(END OF REPORT)